



INSTRUCTION MANUAL

Table of Contents

1.0	IRBManager	4
1.1	What is IRBManager?	4
1.2	How Can I Obtain Access to IRBManager?	4
1.3	How do I Log-In?	4
2.0	Passwords	5
2.1	What Happens At Your First Log-In?	5
2.2	After Log-In... ..	5
3.0	Navigating the Home Page - DASHBOARD.....	6
3.1	Actions	6
3.2	Recent Items	6
3.3	Messages	7
3.4	My Documents and Forms.....	8
3.5	Studies	9
3.6	xForms.....	9
3.7	Events.....	10
3.8	My Studies	10
3.9	Top Headings	12
3.9.1	Change Password	13
3.9.2	Change Your Profile	13
3.9.3	My Phone Numbers	13
3.9.4	My Address	14
3.9.5	Log-In Information	14
3.9.6	Email Signatures.....	15
3.10	Sign-Off	15
4.	Navigating the Study Protocol Page	16
4.1	Study	16
4.2	Study-Site	16
4.3	Contacts	17
4.4	Events.....	17
5.0	Event Details	18
5.1	Study Site	18
5.2	Event	18
5.3	Notes.....	18

5.4	Steps.....	19
5.5	Actions in the Event Details	19
5.5.1	Event Sub-Screen	20
5.5.3	Generated Docs	20
5.5.4	X-Forms.....	20
6.	Submitting an X-Form	21
6.1	Submitting an X-Form for an Initial Study	21
6.2	Submitting an X-Form for an Existing Study that has Received Initial Approval	21
6.3	Completing an xForm.....	23
6.4	Can a coordinator complete an xForm?	24
7.0	Using xForms.....	27
7.1	Attaching Documents	27
7.2	Attaching Documents	27
	Frequently Asked Questions	28
	I forgot my password. How do I obtain a new password?.....	28
	How can I check on the status of my submission?	28

1.0 IRBManager

1.1 What is IRBManager?

IRBManager allows users to enter protocols and protocol related information such as: Investigator events, sponsor or funding source, Title, Sponsored Projects, category of the study, attachments, approval dates, descriptions, comments, generated documents and statuses. Attachments, documents and events can be associated with the participating study.

Investigators have access to see the protocols they're investigating as well as attachments, events and documents generated for their study but do not have the authority to edit them. This includes studies they are the Sub-Investigator and the Medical Investigator.

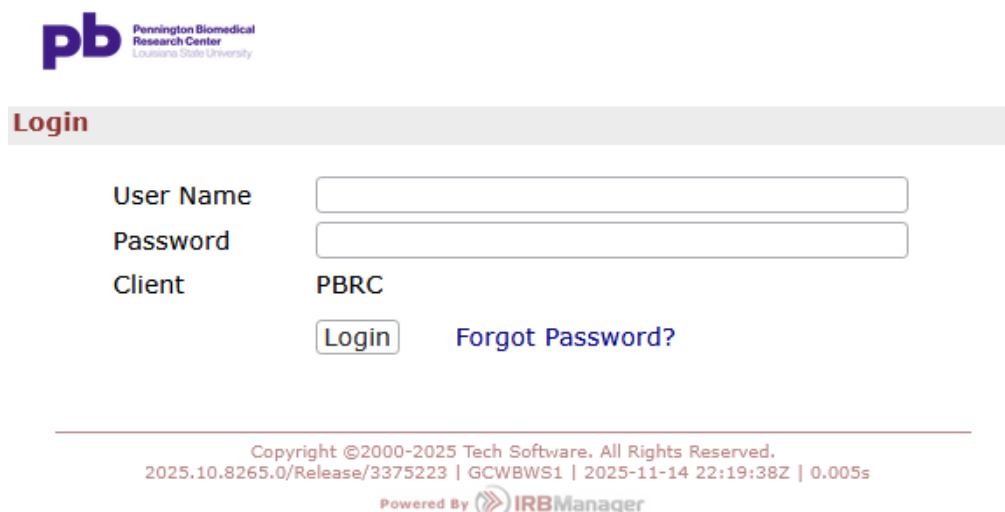
IRBManager is a fully web based system. As long as IRBManager and the remote user are on the same logical network (LAN, WAN, VPN, internet, etc), remote users can have access.

1.2 How Can I Obtain Access to IRBManager?

1. Email the IRB at irb@pbrc.edu to request a log-on user name and password.
2. A PI or Study Coordinator can request a user ID through IRBManager for anyone that needs access, such as an outside PI, but the PI or Study Coordinator must be able to log-in to IRBManager to request the ID.

1.3 How do I Log-In?

1. Go to <https://irbmanager.becirb.com>
2. Enter your username and password. Your username will always be an email address.
3. Enter PBRC as the Client (check box 'Remember Client' to set the client permanently for the computer you are working on.
4. Click Login.



pb Pennington Biomedical Research Center
Louisiana State University

Login


User Name

Password

Client PBRC

[Forgot Password?](#)

Copyright ©2000-2025 Tech Software. All Rights Reserved.
2025.10.8265.0/Release/3375223 | GCWBWS1 | 2025-11-14 22:19:38Z | 0.005s


Powered By  IRBManager

2.0 Passwords

2.1 What Happens At Your First Log-In?

On your first log-in, you will be prompted to change your password. Your password must meet the following requirements:


- Be 15 or more characters
- A valid password must be at least 15 characters long and contain characters from at least 3 of these groups: uppercase letters, lowercase letters, numbers, special characters (!, @, #, etc.).



Your Password Has Expired

Your password has expired. You must now select a new password. A valid password must be at least 15 characters long and contain characters from at least 3 of these groups: uppercase letters, lowercase letters, numbers, special characters (!, @, #, etc.).

User:	Dummy, Test
Username:	testdummy
Current Password:	<input type="password"/>
New Password:	<input type="password"/>
New Password Confirm:	<input type="password"/>
<input type="button" value="Update"/>	

Copyright ©2000-2013 BEC All Rights Reserved.
Page generated in 0.029 seconds.
Powered By  IRBManager

To change your password and proceed:

1. Step 1: Enter old password.
2. Step 2: Enter new password (see requirements above) and then enter new password again to confirm.
3. Step 3: Click “update”.

When you log-in in the future, be sure you know your username and password. If you enter the wrong username/password three times, as a security precaution, IRBManager locks your account. If that happens, you’ll have to call an IRB staff member to reset your account at 225-763-2693.

Once you log in with your username and password, you’ll be able to provide a required signature electronically simply by entering your password.

2.2 After Log-In...

Once your password has been updated, you will be logged into the system. Your view will depend on your assigned role. If you are a researcher, your studies will appear on your home screen.

3.0 Navigating the Home Page - DASHBOARD

On the left side of the page, there are 4 headers:

1. Actions
2. Recent Items
3. Messages
4. My Documents and Forms

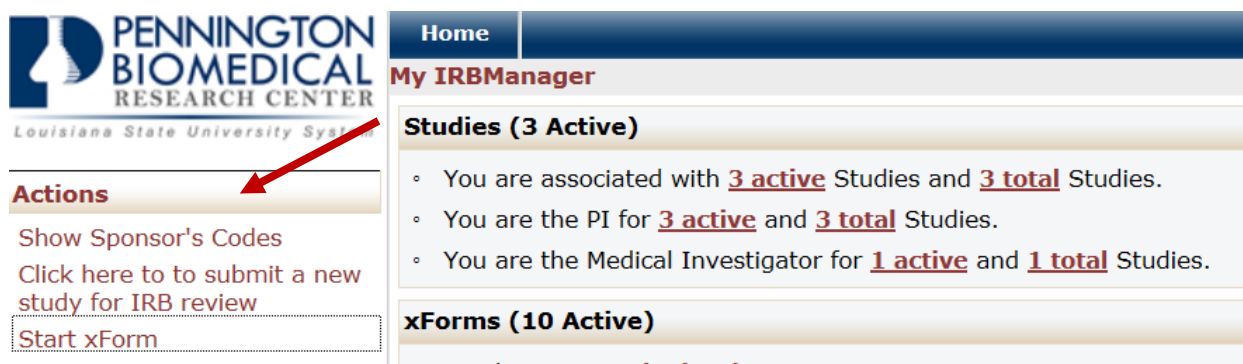
In the example below, this researcher has the option to:

1. View the Dashboard
2. Click to submit an initial study
3. Start xForm (this gives the researcher the option to complete an FCOI or Request for an IRBManager User ID for another person.

3.1 Actions

Show Sponsor Protocol Codes or Study Acronym– allows you to see protocols listed by Sponsor Protocol Numbers rather than IRB numbers. When you click on Sponsor Codes, the acronyms show up under “My Studies”, instead of IRB numbers. See section 3.8 for more details.

Note: If you have multiple sponsors, the Sponsor Protocol Numbers view will show one line for each sponsor, so a study may have multiple listings in this view.



PENNINGTON BIOMEDICAL RESEARCH CENTER
Louisiana State University System

Home

My IRBManager

Actions

- Show Sponsor's Codes
- Click here to submit a new study for IRB review
- Start xForm

Studies (3 Active)


- You are associated with **3 active** Studies and **3 total** Studies.
- You are the PI for **3 active** and **3 total** Studies.
- You are the Medical Investigator for **1 active** and **1 total** Studies.

xForms (10 Active)

You have **1** submitted xForm

3.2 Recent Items

The hyperlinks under this heading will show the most recent items you have viewed in IRBManager. You can just click on any link under “recent items” to go directly to that item.


**PENNINGTON
BIOMEDICAL
RESEARCH CENTER**
Louisiana State University System

[Home](#)
My IRBManager

Actions
[Show Sponsor's Codes](#)
[Click here to to submit a new study for IRB review](#)
[Start xForm](#)

Alerts
[New PI Protocol](#)
[New PI Protocol](#)
[New PI Protocol](#)

Recent Items
[13028-PBRC](#)
[2013-1-PBRC](#)
[2013-041-PBRC](#)

Studies (3 Active)

- You are associated with **3 active** Studies and **3 total** Studies.
- You are the PI for **3 active** and **3 total** Studies.
- You are the Medical Investigator for **1 active** and **1 total** Studies.

xForms (8 Active)


- You have **2 unsubmitted** xForms.
- You have **6 xForms** being processed at a later stage.
- You have **3 xForms** in error.
- There are **5 xForms** awaiting your attention.

Events (16 Open)
Only show events where I am:

- You have **2 Continuing Review** events.
- You have **2 Initial Submission** events.
- You have **2 Modification** events.

3.3 Messages

This heading is an area that the IRB will use for communication to all of the users within the system (for example, the next submission deadline for full board review).


**PENNINGTON
BIOMEDICAL
RESEARCH CENTER**
Louisiana State University System

[Home](#)
My IRBManager

Actions
[Show Study Codes](#)
[Click here to to submit a new study for IRB review](#)
[Start xForm](#)

Recent Items
[2013-1-PBRC](#)
[13028-PBRC](#)
[2013-041-PBRC](#)

Messages

The **submission deadline** for the October 16, 2013 IRB meeting is **noon on Wednesday, September 25, 2013**.

Paper submissions will continue to be accepted through November 30, 2013. **Starting December 1, 2013, all submissions must be submitted**

Studies (3 Active)

- You are associated with **3 active** Studies and **3 total** Studies.
- You are the PI for **3 active** and **3 total** Studies.
- You are the Medical Investigator for **1 active** and **1 total** Studies.

xForms (9 Active)

- You have **3 unsubmitted** xForms.
- You have **6 xForms** being processed at a later stage.
- There are **6 xForms** awaiting your attention.

Events (16 Open)
Only show events where I am:

- You have **2 Continuing Review** events.
- You have **2 Initial Submission** events.
- You have **3 Modification** events.
- You have **9 Subject Materials** events.
- You have **16 Total Open** events

My Studies (4 Active)


Study	Site

3.4 My Documents and Forms

User Attachments

Xforms

This heading shows how many attachments and xforms (smart forms) the user has submitted.



**PENNINGTON
BIOMEDICAL
RESEARCH CENTER**
Louisiana State University System

Home

My IRBManager

Actions

Show Sponsor's Codes
Click here to submit a new study for IRB review
Start xForm

Recent Items

2013-041-PBRC
13028-PBRC
2013-1-PBRC

Messages

The **submission deadline** for the October 16, 2013 IRB meeting is **noon on Wednesday, September 25, 2013.**

My Documents & Forms

0 User Attachments
17 xForms

Studies (3 Active)





- You are associated with **3 active** Studies and **3 total** Studies.
- You are the PI for **3 active** and **3 total** Studies.
- You are the Medical Investigator for **1 active** and **1 total** Studies.

xForms (8 Active)

- You have **2 unsubmitted** xForms.
- You have **6 xForms** being processed at a later stage.
- You have **3 xForms** in error.
- There are **5 xForms** awaiting your attention.

Events (16 Open)

Only show events where I am:

-  You have **2 Continuing Review** events.
-  You have **2 Initial Submission** events.
-  You have **3 Modification** events.
-  You have **9 Subject Materials** events.

You have **16 Total Open** events

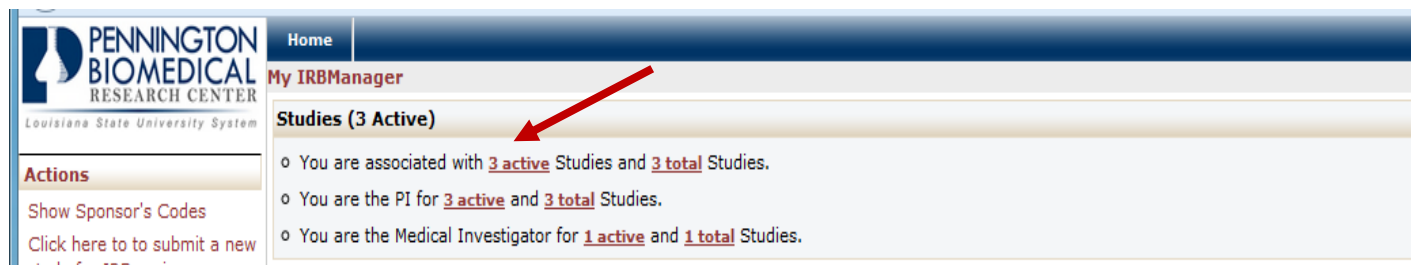
My Studies (3 Active)

Study	Site	PI	
13028-PBRC	PBRC	Dummy, Test	Pilo
2013-041-PBRC	PBRC	Dummy, Test	Stu
2013-1-PBRC	PBRC	Dummy, Test	LCC

3.5 Studies

This shows the studies each user is associated with, shows what studies the user is the Principal Investigator for and what studies the user is the Medical Investigator for. “Associated with” means you are either the coordinator, PI, Sub-I, MI or a recruiter for the study.

Note: By clicking on the underlined link, you will go to the studies you are associated with.



3.6 xForms

The xForms tab shows the forms or applications currently being processed at this time for the user. xForm is also referred to as a submission to the IRB.



In this view of the DASHBOARD:

- You have 3 unsubmitted xForms.
The user currently started 3 xForms (submissions), but clicked “Save for Later” and did not submit them to the IRB.

Note: By clicking the underline link, “3 unsubmitted” the user can go straight to the unsubmitted xForms.

- You have 6 xForms being processed at a later stage.
The user currently has 6 forms currently being processed by the IRB. The user has submitted the forms successfully and the IRB staff are having them reviewed and approved appropriately.
- You have xForms in error.
The user has some forms that have errors. This is a software issue and the user must notify the IRB office if they receive an error.

Note: If the user has an xForm in error, the user can click the underline link and go straight to the xForm in error.

- There are 6 xForms currently awaiting your attention.
The user has 6xForms that currently need the PI's signature, or the submission has a problem that needs to be addressed.

Note: By clicking the underline link, "6 xForms" the user can go straight to the 6xForms that need the user's attention.

3.7 Events

PENNINGTON BIOMEDICAL RESEARCH CENTER
Louisiana State University System

Home | **My IRBManager**

Actions
Show Sponsor's Codes
Click here to submit a new study for IRB review
Start xForm

Alerts
View PI Protocol

Recent Items
13028-PBRC
2013-1-PBRC
2013-041-PBRC

Messages
The **submission deadline** for the October 16, 2013 IRB meeting is **noon on Wednesday, September 25, 2013.**

My Documents & Forms

Studies (3 Active)

- o You are associated with 3 active Studies and 3 total Studies.
- o You are the PI for 3 active and 3 total Studies.
- o You are the Medical Investigator for 1 active and 1 total Studies.

xForms (8 Active)

- o You have 2 unsubmitted xForms.
- o You have 6 xForms being processed at a later stage.
- o You have 3 xForms in error.
- o There are 5 xForms awaiting your attention.

Events (16 Open)

Only show events where I am:

- You have 2 Continuing Review events.
- You have 2 Initial Submission events.
- You have 3 Modification events.
- You have 9 Subject Materials events.

You have 16 Total Open events

The events section of the DASHBOARD shows the submissions open by name.

This section shows all open events and the submission name, such as continuing review, initial review, subject materials and modifications.

Note: An event stays open until the board is notified of the approval. It's possible for the xForm to be complete and approved, but the event is still open until a board meeting occurs.

3.8 My Studies

This is a list of all the studies the user is associated with active and closed studies.

- The study number.

Note: By clicking "Show Sponsor's Codes" you can see the studies listed by Acronym.

- The site the study is taking place.

Note: If the study is taking place at more than one site, the study will be listed twice with each site listed.

- The PI name.
- The study title.
- Expiration date of the study.
- Status of the study. Two of the studies listed here have not been processed completely. When the study is processed completely, the status will change to active.

Note: By clicking on the blue link under “Study” the user can go straight to the study.

Home
Find Study
My IRBManager
Help
Test's Settings

Studies (3 Active)

- You are associated with [3 active](#) Studies and [3 total](#) Studies.
- You are the PI for [3 active](#) and [3 total](#) Studies.
- You are the Medical Investigator for [1 active](#) and [1 total](#) Studies.

xForms (8 Active)

- You have [2 unsubmitted](#) xForms.
- You have [6 xForms](#) being processed at a later stage.
- You have [3 xForms](#) in error.
- There are [5 xForms](#) awaiting your attention.

Events (16 Open)

Only show events where I am:


You have [2 Continuing Review](#) events.

You have [2 Initial Submission](#) events.

You have [3 Modification](#) events.

You have [9 Subject Materials](#) events.

You have [16 Total Open](#) events



Notices

- [IRB Meeting Dates](#)
- [HRPP Policies and Procedures](#)
- [HRPP Guidance](#)
- [HRPP Staff Contact Information](#)

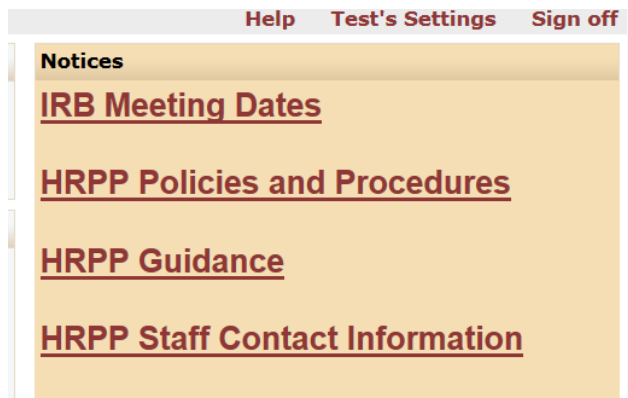
My Studies (3 Active)

Study	Site	PI	Study Title	Expires	Status
13028-PBRC	PBRC	Dummy, Test	Pilot study on exercise		New From PI
2013-041-PBRC	PBRC	Dummy, Test	Study on metabolism		New From PI
2013-1-PBRC	PBRC	Dummy, Test	LCQ3958 merck - diabetes study	6/10/2014	Active

By clicking the arrow beside the Study, Site, PI, Study Title, Expiration Date and Status you can sort the studies accordingly.

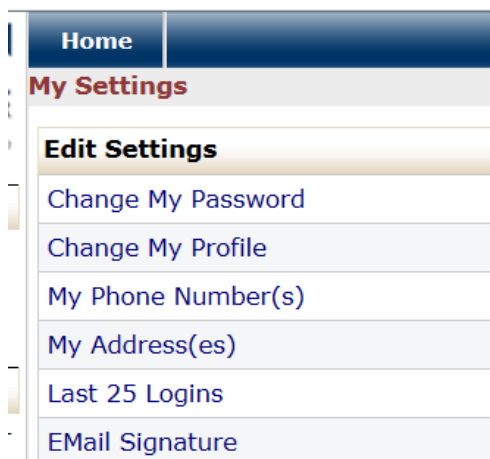
- Studies can be sorted by IRB Number
- Site can be sorted alphabetically
- PI is sorted alphabetically
- Study Title is sorted alphabetically
- Expiration dates are sorted by numerical date
- Status is grouped and sorted alphabetically

3.9 Top Headings



HELP - Currently the Help is disabled. We hope to have this feature installed soon.

TEST's Settings – allows the user to edit their profile settings. "Test" will be replaced with your first name.



Under my settings you can:

1. Change your password
2. Change your profile
3. Change your phone number
4. Change your address
5. View last 25 logins
6. Create an email signature

3.9.1 Change Password

1. Step 1: Click on “change password” link.
You will then see this view:

Change Password	
User	Brignac, Michelle BS
Username	Michelle.Brignac@pbrc.edu
Old Password	<input type="password"/>
New Password	<input type="password"/>
New Password Confirm	<input type="password"/>
<input type="button" value="Update"/>	

2. Enter old password.
3. Enter new password that meets requirements and then enter new password again to confirm.

Your password must meet the following requirements:

1. Be 15 or more characters
 2. Contain any 3 of the following: upper case letter(s), lower case letter(s), number(s)
4. Click “update”.

3.9.2 Change Your Profile



1. Click on “Change My Profile” link.
You will then see this view:

My Profile	
Change User Information	
First Name	Michelle
Last Name	Brignac
Degree	BS
Specialty	HRPP
Email Address	michelle.brignac@pbrc.edu
<input type="button" value="Update"/>	

2. Update your name, phone number or email address.
3. Click “update.”

3.9.3 My Phone Numbers

1. Click on “My Phone Number” link.
You will then see this view:

My Phone Numbers			
Numbers			
Action	Primary	Type	Number
 	<input checked="" type="checkbox"/>	Business	3-2693

2. Click the “hand holding a piece of paper”

You will then see this view:

User Info

Contact Name

Full Name: Brignac, Michelle BS

Phone Book

Phone Type: Business ▼

Primary Number: Yes

[Update Phone](#) [View Audit](#) [Cancel](#)




3. Update your name, phone number or email address.

4. Click “Update Phone.”

3.9.4 My Address

1. Click on “My Address(es)” link.

You will then see this view:

User Address				
User Address List				
Action	Primary	Address Type	Street	City
 		Business	IRB Office 6400 Perkins Road	Baton Rouge

2. Click the “hand holding a piece of paper”

You will then see this view:

Contact Name

Full Name: Brignac, Michelle BS

Address Book

Address Type: Business ▼

Street: IRB Office

Line 2: 6400 Perkins Road

Line 3:

City: Baton Rouge

State: LA ▼

Zip Code: 70808

Country: United States ▼

Primary Address: Yes

[Update Address](#) [View Audit](#) [Reset](#) [Cancel](#)

3. Update your name, phone number or email address.

4. Click “Update Address.”

3.9.5 Log-In Information

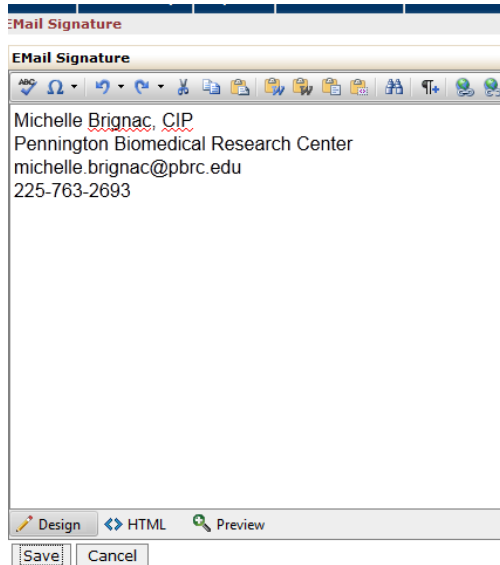
List the time and date of the last 25 times you logged into IRBManager.

Recent Login Activity		
Login Time	Source IP	Status
Fri 09/13/13 02:28:46 PM	198.62.89.21	Success
Fri 09/13/13 09:45:24 AM	198.62.89.21	Success
Fri 09/13/13 09:44:55 AM	198.62.89.21	Success
Fri 09/13/13 09:43:10 AM	198.62.89.21	Success
Thu 09/12/13 11:47:05 AM	198.62.89.21	Success

3.9.6 Email Signatures

Allows you to enter an email signature when sending email(s) through IRBManager.

1. Click on “Email Signature” link.
2. Enter your signature (see below)
3. Click “Save”.



3.10 Sign-Off

Click on this link to sign-off from IRBManager. Then close your browser window.

4. Navigating the Study Protocol Page

From the home page, you can access a protocol page for each of your studies. Click on the blue Study Code or IRB number link to access this page.

4.1 Study

This section notes all sorts of basic information about the protocol, such as:

- IRB number
- Sponsor
- Committee (if there are more than one IRB then this notes the IRB the study was reviewed at)
- Sponsor ID or Acronym of the study
- Category of study
- Grants (if applicable)
- Agent Type (notes inpatient, outpatient)
- CRO (if applicable)
- Study Title
- Year of first review
- Acronym (same as Sponsor ID)
- Number of Approved Subjects
- Conditions (if an applicable subpart should be supplied, it will be noted here)
- Comments from the IRB related to review of the study

You can click on any blue link; in this section, you can click to view more information on the sponsor.

Study			
Study:	2013-1	Sponsor(s):	NIH (Primary), NIDDK
Committee:	A	Sponsor Id:	Diabetes study
Category:	Basic Science	Grants:	
Agent Type:	Outpatient	CRO:	
Study Title:	LCQ3958 merck - diabetes study	Year:	2013
Acronym:	Diabetes study	Number of Approved Subjects:	
Conditions:			
Comments:			

4.2 Study-Site

This section notes information about the study and the study site, such as:

- Status (active, data analysis, closed, etc.)
-
- Initial approval date
- PI name
- Expiration date for continuing review

Study-Site Comments			
Site:	PBRC - PBRC	PI:	Dummy, Test
Status:	Active	Additional:	N
Approval:	June 11, 2013 for 12 months	Expiration:	June 10, 2014
Initial Approval Date:	June 11, 2013		
Comments:		Additional Site Date:	

4.3 Contacts

This section lists the contacts associated with the study.

▼ Contacts (2)	
Name ▲	
Coordinator, PBRC	Coordinator
Spinks, Teddy	Recruitment

4.4 Events

This section lists all the IRB “events” or submissions that have been or are being conducted for this protocol. The event line contains the following sections:

- Type of Event (Initial, Modification, Closure, Subject Materials, etc.)
- Att – number of attachments associated with that event or review.
- Instance/UED – the material being reviewed for the submission.
- Start – the date the event was started or loaded into IRBManager
- Complete – the date the event was completed and reported to the board.
- Last Mtg – shows the last meeting this event or review was submitted to. Even if a submission is expedited, it shows up on a meeting expedited review report.

You can click on any blue event; in this section to view information specific to the event. After clicking on the blue link, it will take you to event details (See Section 5.0)

Events (14)						
Event	Att	FE	Instance/UED	Start	Complete	Last Mtg
Modification	1		Informed Consent (8/12/13); Protocol (8/12/13)	08/15/13	09/16/13	
Subject Materials	2		Questionnaires	08/08/13	09/18/13	
Subject Materials	1		Recruitment email	08/08/13	09/18/13	
Subject Materials	1			08/08/13		
Modification	9		Protocol (9/16/13); Informed Consent (9/16/13); Investigator's Brochure (8/13/13)	08/02/13	09/19/13	
Continuing Review	1			08/02/13		

5.0 Event Details

Event Details are specific to the event or submission. The event details contain the following:

5.1 Study Site

Study Site:

- IRB Number (Study Number)
- Site (Location)
- PI Name
- Committee reviewing the submission (only applicable if there is more than one IRB panel)

Study Site				
	Study	2013-1-PBRC	Site	PBRC - PBRC
	PI	Dummy, Test	Committee	A

5.2 Event

The Event shows specific details about the submission you are viewing.

Event:

- Type (Modification, Initial, Closure, etc.)
- Instance (documents related to the event)
- Expedited Categories (if applicable, as per the Federal regulations)
- Defined (the date the event first started)
- Completed (the date the event was completed)
- Expedited/Exempt Date

Event				
	Type:	Modification	Defined:	08/15/13
	Description:	Informed Consent (8/12/13); Protocol (8/12/13)	Completed:	09/16/13
	Committee:	Inherited from Study		
	Expedited Categories:		Expedited/Exempt Date:	09/03/2013

5.3 Notes

Lists the summary of the submission and the documents related to the event. For instance, this shows the modification summary and the documents being modified.

Event			
Type:	Modification	Defined:	10/14/13
Instance:	Protocol (10/11/13); Informed Consent (10/11/13)	Completed:	
Committee:	Inherited from Study		
Expedited Categories:		Expedited/Exempt Date:	10/18/2013
Notes			
Note			Entered
Added EKG to train schedule and screening visit sections in consent. Exclusion criteria related to pioglitazone use added to exclusion section in consent and protocol. Clarified BMI and excluded fasting blood sugar in protocol for consistency.			10/14/13

5.4 Steps

This shows the steps of the submission with the dates. Each event will have the steps listed with a planned date, actual date, the completion date and when it will go to the full board for either review or notification.

Steps				
Step	Planned	Actual	Resp.	Complete
Receive Modification Submission	08/15/2013	08/15/2013		Yes
Internal Review/Review Determination		08/16/2013		Yes
Notify Sponsored Projects, if necessary	N/A	N/A	N/A	N/A
Assign Reviewers		08/19/2013		Yes
Receive Expedited Review from Reviewers		08/30/2013		Yes
notify board of expedited review	09/18/2013	09/16/2013		Yes
Send for Full Board Review	N/A	N/A	N/A	N/A
send to chair for approval		09/03/2013		Yes
Notify PI		09/04/2013		Yes


For example in this event step the following has occurred:

- The IRB received the modification on 8/15/2013
- The IRB staff completed an internal review for completion on 8/16/13.
- The notification of Sponsored Projects was not necessary.
- The IRB staff assigned reviewers on 8/19/13.
- The expedited review was received from the IRB reviewer on 8/30/13.
- The IRB staff will notify the full IRB board via the expedited report on 9/16/13.
- The send for full board review was marked N/A because this was an expedited review.
- The submission was sent to the Chair for approval on 9/3/2013.
- The PI was notified via email of the approval on 9/4/2013.

5.5 Actions in the Event Details

Actions in the event details screen are as follows:

- View event sub-screen – this shows the exempt or expedited categories, if applicable.
- Attachments – shows the attachments related to the event detail
 - Generated Docs – shows the approval documents associated with the study
- X-Forms – shows the application associated with the event.



**PENNINGTON
BIOMEDICAL
RESEARCH CENTER**
Louisiana State University System

[Home](#)
Event Details

Actions
[View Sub Screen](#)
[Attachments \(5\)](#)
[xForms \(0\)](#)
[Start xForm](#)
[Done](#)

Recent Items
[10039-PBRC](#)
[23006-PBRC](#)
[29007-PBRC](#)

Messages

Study Site

Study 10039-PBRC
PI Ravussin, Eric Ph.D.

Event

Type: Modification
Instance: Protocol (10/11/13); Informed Consent (1
Committee: Inherited from Study
Expedited Categories:

Notes

Added EKG to train schedule and screening visit sections in consent. E consent and protocol. Clarified BMI and excluded fasting blood sugar i







5.5.1 Event Sub-Screen

Shows the exempt or expedited categories, if applicable. The IRB staff input these fields after review.

User Data	
Exempt Categories:	Expedited Categories:
Expedited/Exempt Date: 8/2/13	






















5.5.2 Attachments

Shows the attachments related to the event detail. These are the attachments uploaded by the coordinator/PI. This will also include the approval letter.

Actions	Name	Attached	Type	Attached By
  	Current IRB Fees.docx	8/2/2013	Protocol	testdummy
  	Current IRB Fees approved.pdf	8/2/2013	1572	melanie.spinks@pbrc.edu



5.5.3 Generated Docs

Shows the approval documents associated with the study. The IRB staff generates the approvals after the Chair has approved the review.

Actions	Name	Attached	Type	Attached By
  	Certificate of Approval Continuing Review Expedited - 2013-Aug-02.pdf	8/2/2013	Generated Document	melanie.spinks@pbrc.edu
  	Certificate of Full Board Approval Modification - 2013-Aug-05.pdf	8/5/2013	Generated Document	Michelle.Brignac@pbrc.edu
  	Certificate of Full Board Approval Modification - 2013-Aug-05.pdf	8/5/2013	Generated Document	Michelle.Brignac@pbrc.edu
  	Certificate of Full Board Approval Modification - 2013-Aug-05.pdf	8/5/2013	Generated Document	Michelle.Brignac@pbrc.edu
  	Certificate of Full Board Approval Modification - 2013-Aug-05.pdf	8/5/2013	Generated Document	Michelle.Brignac@pbrc.edu
  	Certificate of Full Board Approval Modification - 2013-Aug-06.pdf	8/6/2013	Generated Document	Michelle.Brignac@pbrc.edu
  	Certificate of Full Board Approval Modification - 2013-Aug-06.pdf	8/6/2013	Generated Document	Michelle.Brignac@pbrc.edu

5.5.4 X-Forms

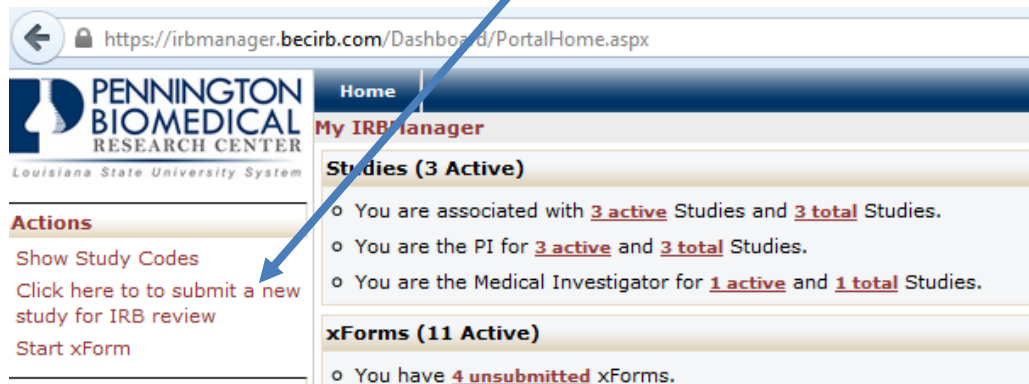
Shows the application associated with the event. This is the application completed by the coordinator and signed by the PI.

Forms						
Action	Form	Identifier	Stage/Status	Started	Submitted	Submitted By
 	Modification of Research		Complete	8/5/2013	8/5/2013	Brignac, Michelle BS

6. Submitting an X-Form

6.1 Submitting an X-Form for an Initial Study

1. To begin an Initial Application, go to the Home page and look at the Actions on the left.
2. Click on “Click here to submit a new study for IRB Review”.



3. This will bring you to the Initial Review Application.

A screenshot of the 'New Application -- New Study Header' form. The form is divided into several sections: 'Person submitting form' with fields for Name (Dummy, Test), Email (mbrignac71@gmail.com), and Phone; 'Protocol Title: (Required)' with a text area and a note 'Please enter the title of your study here.'; 'Enter study acronym if known:' with a text field; and 'Principal Investigator: (Required)' with a text field and a note 'Please enter the email address of the Principal Investigator here. If the email address is not found, please have the Principal Investigator self-register or submit a new contact submission form.' At the bottom, there are navigation buttons: 'Previous', 'Next', 'Save for Later', and 'PDF'. The footer contains copyright information: 'Copyright ©2000-2013 BEC All Rights Reserved. Page generated in 0.054 seconds. Powered By IRBManager'.

Note: Investigators (PI, MI and Sub-I) will receive an email and must sign off and attest to COI before the IRB is ever notified.

6.2 Submitting an X-Form for an Existing Study that has Received Initial Approval

In order to complete an event (submission) on an active study, you must first go to the study. There are three ways to go into the study.

1. Go to the Home Screen
 2. Click on a study in the “My Studies” screen
- OR

- Go into the active studies link and choose the study or go into the PI link and choose the study.

My IRBManager

Studies (3 Active)

- You are associated with [3 active](#) Studies and [3 total](#) Studies.
- You are the PI for [3 active](#) and [3 total](#) Studies.
- You are the Medical Investigator for [1 active](#) and [1 total](#) Studies.

xForms (14 Active)

- You have [7 unsubmitted](#) xForms.
- You have [7 xForms](#) being processed at a later stage.
- There are [10 xForms](#) awaiting your attention.

Events (12 Open)

Only show events where I am:

- You have [2 Continuing Review](#) events.
- You have [2 Initial Submission](#) events.
- You have [1 Modification](#) events.
- You have [7 Subject Materials](#) events.
- You have [12 Total Open](#) events

My Studies (4 Active)

Study	Site	PI	Study Title
Diabetes study	PBRC	Dummy, Test	LCQ3958 merck - diabetes study
Diabetes study	PBRC	Dummy, Test	LCQ3958 merck - diabetes study
Exercise study	PBRC	Dummy, Test	Pilot study on exercise
Metabolism study	PBRC	Dummy, Test	Study on metabolism

Once you are in the study, you click the Start xForm button.

PENNINGTON BIOMEDICAL RESEARCH CENTER
Louisiana State University System

[Home](#) [Study 2013-1-PBRC](#)

Study

Study:	2013-1
Committee:	A
Category:	Basic Science
Agent Type:	Outpatient
Study Title:	LCQ3958 merck - diabetes study
Acronym:	Diabetes study
Conditions:	
Comments:	

Study-Site

Site:	PBRC - PBRC
--------------	-------------

Actions

- Add Attachment
- Add Note
- Agents (0)
- Generate Doc
- xForms (6)
- [Start xForm](#)
- Send EMail

Recent Items

2013-1-PBRC

You will then choose the appropriate submission form (xForm).



Start xForm

Action	Form (Click to start)	Description
	1572 submission	Use to submit modified 1572 for IRB protocol file
	Closure	Study Close Out form
	Continuing Review Report	Use this form when submitting a continuing review to the Pennington Biomedical IRB
	DSMB report	Use to submit DSMB/DMC report and/or DSMB-related notes.
	Financial Conflict of Interest	This form is to provide financial disclosures to the Pennington Biomedical IRB.
	Initial Review Application	Application for new studies.
	Modification of Research	Use to request a modification to previously approved research (change in authorized number of :)
	Protocol Deviation/Violation	Use this form when submitting a protocol deviation or violation to the Pennington Biomedical IRB
	Protocol Exception	Use this form when submitting a protocol exception to the Pennington Biomedical IRB.
	RECRUITING ONLY*** SUBMISSION OF ADS	TO BE USED BY RECRUITING DEPARTMENT ONLY. Use to request approval of recruiting material
	Request for IRBManager User ID	This form is for new users to request a User ID and Password for IRBManager.
	Sponsored Projects	This form is to be used only by Sponsored Projects.
	Subject Information/Subject Materials submission form	Use to request approval of recruiting materials, letters, questionnaires, presentations, and other submission form.
	Unanticipated Problem Reporting	Adverse event (serious, unexpected, and related); Unanticipated adverse device effect; Breach or potential benefits; Subject complaint; Unapproved change made to research to eliminate an a

6.3 Completing an xForm

Answer the questions on the xForm (submission) and submit the application.

Louisiana State University System

Continuing Review Report -- Continuing Review Header

Submitted by:

Dummy, Test

Email: mbrignac71@gmail.com

Phone:

IRB Number:

2013-1

Principal Investigator:

Dummy, Test

Email: mbrignac71@gmail.com

Phone:

Acronym:

Diabetes study

Protocol Title:

LCQ3958 merck - diabetes study

Protocol Sponsor:

NIH
NIDDK

Should the IRB send the PI an automated notification when this submission is approved? (Required)

- ☐ Yes
☐ No

When the PI reviews this submission they have the option to change this answer.

[Previous](#)

[Next](#)

[Save for Later](#)

[PDF](#)

Notice that IRBManager automatically inputs the PI name, the IRB number, the title, and who is submitting the form.

The next questions in the xForms are directed by the answers that you give. For example, if you answer that you have publications related to the study; subsequent questions will prompt you to attach a copy of the publication. If you indicate that you do not have publications related to the study, those subsequent publication questions will be hidden.

Click “next” to move on to the next page of the xForm. Click “save for later” to stop working on the form. The xForm can then be reopened by going to the xForm link under “Actions.”

- You may have to scroll down to view and answer all the questions.
- If a question is labeled (Required), an answer must be provided. If you fail to answer a required file, an error message will appear. The system will not allow you to continue until the field has been populated.

After completing the xForm (submission) you enter your password and hit the submit button.

Other options than submitting: You can print the application or decide not to submit the form and wait until a later time to submit the form.

6.4 Can a coordinator complete an xForm?

Yes, IRBManager is flexible and allows a “real world” workflow. So the xForms are set up 2 ways (behind the scenes).

First option: PI completes and signs form in one step.

When you are ready, you electronically sign the xForm by entering your password. Then click next. Last step, click “Submit”.

You've completed the form. You can now either save the form for later revision, or submit it.

Save for Later Print Submit

Copyright ©2000-2013 BEC All Rights Reserved.
Page generated in 0.010 seconds.

Powered By  IRBManager

When you log into IRBManager, select the study, select the event, you can see the steps to the xForm you just submitted.

Home			
Event Details			
Study Site			
Study	2013-1-PBRC	Site	PBRC - PBRC
PI	Dummy, Test	Committee	A
Event			
Type:	Subject Materials	Defined:	10/02/13
Instance:		Completed:	
Committee:	Inherited from Study		
Expedited Categories:		Expedited/Exempt Date:	
Notes			
Note			
documents being approved: FCR - FDA Good Clinical Practice (GCP) Q&A.htm			
Steps			
Step	Planned	Actual	Complete
Receive notification of subject material	10/02/2013		Yes
IRB office review			No
Send for Review			No
Notify board of approval			No
Notify PI and/or Coord. of results			No

In this example, the IRB office has received your submission, but has not completed an internal review.

Second option: Coordinator or other study staff member completes form and PI reviews and signs form.

Example: When a coordinator completes a modification request form, the PI will receive an email alerting him/her that a modification request is awaiting PI review and signature. The following is an example of the email the PI will receive:

Modification Signature Needed for Submission

Inbox x



IRB, PBRC <irb@pbrc.edu>

to me

The following study has had a modification submitted. The submission requires the Principal Investigator's signature before it can be forwarded to the IRB for review.

Submitter: Coordinator, PBRC
Protocol Number: 2013-1
Acronym: Diabetes study
Protocol Title : LCQ3958 merck - diabetes study

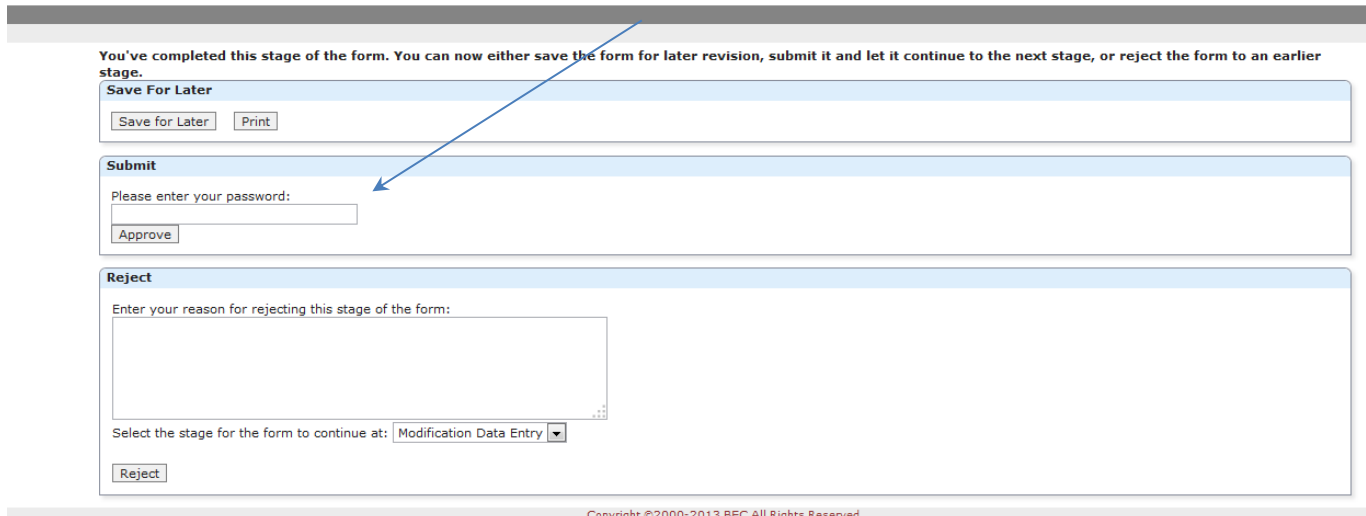
Please log in to IRBManager to review and sign this form or click here to go directly to the form. [Modification of Research](#)

Thank you.

After the PI clicks on the email link and logs in, the form submitted by the coordinator can be reviewed by the PI.

Once the PI accesses the modification form, PIs have 3 options:

1. Save the form for later review and submission
2. Review the form, enter your password to approve, and submit to the IRB
3. Not approve and reject the form back to the submitter.



You've completed this stage of the form. You can now either save the form for later revision, submit it and let it continue to the next stage, or reject the form to an earlier stage.

Save For Later

Submit

Please enter your password:

Reject

Enter your reason for rejecting this stage of the form:

Select the stage for the form to continue at:

Copyright ©2000-2013 BEC All Rights Reserved.

7.0 Using xForms

7.1 Attaching Documents

Protocols, informed consents, recruitment material, etc. can all be attached to your smart forms.

To attach a document:

1. Click “add attachment” on specified attachment questions.
2. Enter name for your attachment. If you want to just use the name of the uploaded file, leave this field blank.
3. Select the type of attachment if that option is available. On some questions, only a certain type of document is intended to be attached, and the type is pre-set.
4. Click the “browse” button to locate the file on your computer.
5. Click “attach” to finish the process.

Add Attachment

Name:
(leave blank to use name of uploaded file)

Type:

File:

Note: The file name will be listed in the approval letter, so please make sure the file name can identify the document.

7.2 Attaching Documents

Be sure to review your form before submitting to the IRB. Once you submit a form to the IRB, it will be locked for IRB review.

If the form has not yet been submitted to the IRB, you can view the form from the protocol page (click xForms in the Action section to view forms attached to this protocol OR click xForms in the My Documents and Forms section to see forms).

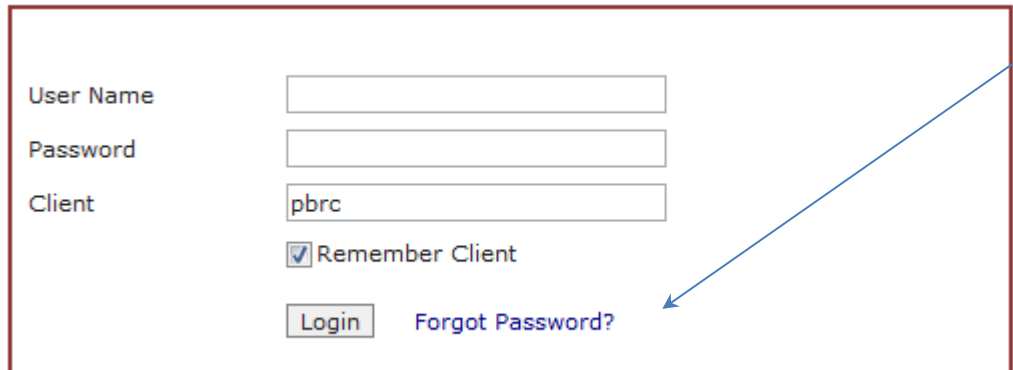
Once the form has been completed and submitted to the IRB, IRBManager will automatically assign a study event on the protocol page. You can then click on the event name (blue link) to track the event progress (see earlier section, Tracking the Event).

Note: IRBManager does not allow for multiple uploads; however, you can drag attachments one at a time to upload.

Frequently Asked Questions

I forgot my password. How do I obtain a new password?

1. Use the forgot password feature at the log-on screen. You will be emailed a temporary password and allowed to reset the password.



User Name

Password

Client

☒ Remember Client

[Forgot Password?](#)

2. Contact the IRB office at 225-763-2693 during regular business hours. Although IRB staff cannot look up your password, they can assign a temporary password. You will then be required to update your password when you log in.

How can I check on the status of my submission?

Log into the system and click the blue protocol link for the appropriate study protocol page. Once on the study protocol page, click the blue event link for the event that you wish to check on. The event page will open up and within the Steps section, you can see which steps have been completed by the "yes" or "no" answers in the "completed" column.